

# RETINA



**JANACH<sup>®</sup>**

WHERE VISION MEETS PRECISION

# RETINAL DISPOSABLE INSTRUMENTS



STERILE EO



## 27G



JD3834.27



Micropinza ILM, per rimozione membrana limitante interna, **27G**

**27G ILM**, internal limiting membrane removal forceps

JD3839.27



Micropinza, **27G** retta, presa "coccodrillo"

**27G** retinal "serrated" forceps

## 25G



JD3834.25



Micropinza **ILM**, per rimozione membrana limitante interna, **25G**

**25G ILM**, internal limiting membrane removal forceps


JD3839.25



Micropinza, **25G** retta, presa "coccodrillo"

**25G** retinal "serrated" forceps

JD3842.25



Microforbice vitreale, **25G** retta

**25G** vitreous scissors, straight jaws

## 23G



JD3834.23



Micropinza **ILM**, per rimozione membrana limitante interna, **23G**

**23G ILM**, internal limiting membrane removal forceps


JD3839.23



Micropinza, **23G** retta, presa "coccodrillo"

**23G** retinal "serrated" forceps


JD3842.23




Microforbice vitreale, **23G** retta

**23G** vitreous scissors, straight jaws

## 27G RETINAL INSTRUMENTS REUSABLE




J3834.27



Micropinza **ILM**, per rimozione membrana limitante interna, **27G**, (mod. su base Eckardt)

**27G ILM** forceps, for removal internal limiting membrane (based on Eckardt design)




J3839.27



Micropinza, retta, presa seghettata, **27G**

**27G** retinal forceps, straight, serrated Jaws




J3840.27




Microforbice vitreale, curva, **27G**

**27G** vitreous scissors, lightly curved jaws

## 25G RETINAL FORCEPS



J3834.25



Micropinza **ILM**, per rimozione membrana limitante interna, **25G**, (mod. su base Eckardt)

**25G ILM** forceps, for removal internal limiting membrane (based on Eckardt design)


Mariotti  
J3834.1.25



Micropinza **ILM**, per rimozione membrana limitante interna, **25G**, presa angolata

**25G ILM** forceps, angled, grasping tips


J3838.25



Micropinza, end gripping, con presa delicata in punta, **25G**

**25G** retinal forceps, delicate end gripping

J3839.25



Micropinza, retta, presa seghettata, **25G**

**25G** retinal forceps, straight, serrated jaws

## 25G RETINAL FORCEPS




S.Rizzo  
J3821.25L



Pinza **ILM**, con presa tipo pinza corneale, 1X2 denti e piano di presa, **25G**

**25G ILM** forceps, with plug type corneal forceps, 1x2 teeth and gripping plane

Tano  
J3827.25



Micropinza **ILM** per membrane e limitante interna, **25G**

**25G ILM** retinal forceps, for membranes


Zenoni  
J3828.25



Micropinza **ILM** per membrana limitante interna ed epiretinica, angolata 175, **25G**

**25G ILM** retinal forceps, for epiretinal membranes, 175° angled, delicate jaws

## 25G RETINAL SCISSORS




J3840.25



Microforbice vitreale, curva, **25G**, manico in **titanio**

**25G** vitreous scissors, lightly curved jaws, **titanium** handle


M.Romano  
J3843.25



**25G vertical pick-scissors** disegnato per afferrare saldamente e tagliare le membrane aderenti alla retina che creano la trazione epiretinica. Utile anche per tecniche bimanuali quali la delaminazione e la segmentazione delle membrane proliferative, manico in **titanio**

**25G vertical pick-scissors** designed to pick strongly adherent retinal tractional membranes and to cut the epiretinal traction at the same time. This instrument is also very useful in bimanual delimitation and segmentation of proliferative membrane, **titanium** handle


J3842.25




Microforbice vitreale, retta, **25G**, manico in **titanio**

**25G** vitreous scissors, straight jaws, **titanium** handle

## 23G RETINAL FORCEPS/SCISSORS "L" large handle color code reusable




J3834.23L



Micropinza per **ILM**, **23G**, nuovo manico in **titanio**, Ø 7.5 mm (modello su base Eckardt)

**23G ILM** microforceps, new blue **titanium** handle, Ø 7.5 mm (based on Eckardt design)

J3839.23L



Micropinza **23G**, retta, presa seghettata, nuovo manico in **titanio**, Ø 7.5 mm

**23G** microforceps, straight, serrated jaws new blue **titanium** handle, Ø 7.5 mm

Rizzo  
J3833.23L



Micropinza per **ILM 23G**, con presa tipo Eckardt e piani seghettati, nuovo manico in **titanio**, Ø 7.5 mm

**23G ILM** microforceps, Eckardt style with serrated platforms, new blue **titanium** handle, Ø 7.5 mm

V. Piccirillo  
J3876.23L




Holder retinico **23G**, presa ampia ed atraumatica, utile per la chirurgia bimanuale retinica, peeling di membrane durante il trattamento "PVR", retinotomia, chirurgia sottoretinica e manipolazione di patch retinocoroidali, nuovo manico in **titanio**

**23G** retinal holder with wide atraumatic holding platforms. For bi-manual retinal surgery, peeling of membranes in "PVR" treatment, retinotomy, subretinal, surgery and patch manipulation, new blue **titanium** handle



J3870.23L



Microforbice, **23G**, punte leggermente curve, taglio orizzontale, nuovo manico in **titanio**, Ø 7.5 mm, (per sistema TROCAR)

**23G** microscissors, slightly curved jaws, horizontal cut, new yellow **titanium** handle, Ø 7.5 mm (for TROCAR system)

## 23G RETINAL FORCEPS



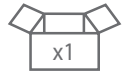
J3834.23




Micropinza **ILM**, per rimozione membrana limitante interna, **23G**, (mod. su base Eckardt)

**23G ILM** forceps for membrane removal, (based on Eckardt design)

## 23G RETINAL FORCEPS




**Mariotti**  
J3834.1.23



Micropinza **ILM**, per rimozione membrana limitante interna, **23G**, presa angolata

**23G ILM** forceps for membrane removal, angled grasping tips


J3839.23



Micropinza, **23G**, retta, presa seghettata

**23G** retinal forceps, straight, serrated jaws

**Tano**  
J3827.23



Micropinza **ILM** per membrane e limitante interna, **23G**

**23G ILM** and macular forceps

**Zenoni**  
J3828.23



Micropinza **ILM** per membrana limitante interna ed epiretinica, angolata 175°, **23G**

**23G ILM** retinal forceps for epiretinal membranes, 175° angled, delicate jaws

## 23G RETINAL SCISSORS



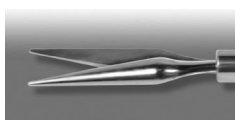
J3870.23



Microforbice, **23G**, poco curva

**23G** vitreous scissors, lightly curved jaws

J3842.23



Microforbice vitreale, **23G**, retta

**23G** vitreous scissors, straight jaws

J3843.23



Microforbice vitreale, "taglio verticale" **23G**, a ghigliottina, con lame 45°

**23G MPC** vitreous scissors, 45° vertical cutting action

J3848.23




Microforbice vitreale, **23G**, lame angolate

**23G** vitreous scissors, angled jaws

# 20G RETINAL FORCEPS




J3834



Micropinza **ILM 20G** per rimozione membrana limitante interna, manico in **titanio** (mod. su base Eckardt)

**20G ILM** forceps, **titanium** handle (based on Eckardt design)


J3839



Micropinza, **20G**, retta, presa seghettata, manico in **titanio**

**20G** retinal forceps, straight, serrated jaws, **titanium** handle

J3823



Micropinza **20G** per traslocazione retinica, apici ad anello

**20G** microforceps for retinal translocation, with ring


V. Piccirillo  
J3876



Holder retinico **20G** con presa ampia atraumatica, utile sia per la chirurgia bimanuale retinica (peeling di membrane durante le procedure di trattamento di "PVR", presa della retina durante procedure di retinotomia) che per la chirurgia sottoretinica (asportazione di membrana sottoretiniche, manipolazione di patch retinocoroidali), manico in **titanio**

**20G** retinal holder with wide atraumatic holding platforms. For bi-manual retinal surgery (peeling of membranes in "PVR" treatment, grasping of the retina in retinotomy) as well as for subretinal surgery (subretinal membranes removal, retinochoroidal patch manipulation), **titanium** handle


Mariotti  
J3834.1



Micropinza **ILM 20G** per membrana limitante interna, con presa angolata, manico in **titanio**

**20G ILM** forceps, with angled grasping tips, **titanium** handle


J3834.2




Micropinza **ILM 20G** per membrana limitante interna, **presa ultra fine** e delicata, manico **titanio**

**20G ILM** forceps, delicate and fine grasping tips, **titanium** handle

## 20G RETINAL FORCEPS "L" large handle color code




J3834L



Micropinza per **ILM 20G**, nuovo manico in **titanio**, Ø 7.5 mm (modello su base Eckardt)

**20G ILM** microforceps, new blue **titanium** handle, Ø 7.5 mm (based on Eckardt design)

J3839L



Micropinza **20G**, etta, presa seghettata, nuovo manico in **titanio**, Ø 7.5 mm

**20G** microforceps, straight, serrated jaws new blue **titanium** handle, Ø 7.5 mm

Rizzo  
J3833L




Micropinza per **ILM 20G**, con presa tipo Eckardt e piani seghettati, nuovo manico in **titanio**, Ø 7.5 mm

**20G ILM** microforceps, Eckardt style with serrated platforms, new blue **titanium** handle, Ø 7.5 mm


## 20G RETINAL SCISSORS



↔  
taglio orizzontale




J3840



Microforbice vitreale, **20G**, curva, taglio orizzontale, manico in **titanio**

**20G** vitreous scissors, lightly curved jaws, horizontal cut, **titanium** handle

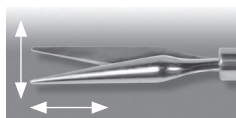
Schirru  
J3840.2



Microforbice vitreale curva, **20G**, taglio orizzontale, delicata, lame da 4 mm, manico **titanio**

**20G** vitreous scissors, curved, horizontal cut, delicate, 4 mm blades, **titanium** handle

J3842



Microforbice vitreale, **20G**, retta, manico in **titanio**

**20G** vitreous scissors, straight jaws, **titanium** handle

J3848



Microforbice vitreale, **20G**, con lame angolate, manico in **titanio**


**20G** vitreous scissors, angled jaws, **titanium** handle



## 20G RETINAL MPC SCISSORS VERTICAL CUT CONVENTIONAL HANDLE



↑  
taglio verticale  
↓  
vertical cutting



- |       |  |  |  |
|-------|--|--|--|
| J3843 |  | Microforbice vitreale, <b>20G</b> , a <b>ghigliottina</b> , con lame 45°, manico in <b>titanio</b> | <b>20G</b> vitreous scissors, 45° vertical cutting action, <b>titanium</b> handle                  |
| J3844 |  | Microforbice vitreale, <b>20G</b> , a <b>ghigliottina</b> , con lame 90°, manico in <b>titanio</b> | <b>20G</b> vitreous scissors, 90° vertical cutting action, <b>titanium</b> handle                  |
| J3841 |  | Microforbice vitreale, <b>20G</b> , curva, <b>taglio verticale</b> , manico in <b>titanio</b>      | <b>20G</b> vitreous scissors, lightly curved jaws, vertical cutting action, <b>titanium</b> handle |

## CORPI ESTRANEI E BIOPSIA/FOREIGN BODY AND BIOPSY



- |                     |  |   |  |
|---------------------|--|---|--|
| Pellegrini<br>J3877 |  | Pinza tipo punch da <b>25G</b> , per biopsia di neoformazioni retiniche e coroideali. Fornisce materiale idoneo per esami citologici e micro-istologici, manico in <b>titanio</b> | <b>25G</b> biopsy microforceps, for retinal and choroidal neoformations. It provides suitable tissue for cytologic and micro cytologic examination, <b>titanium</b> handle |
| J3865               |  | Micropinza a tre branche, <b>20G</b> , per corpi estranei endovitreali, azione inversa, manico in <b>titanio</b>  | <b>20G</b> three-pronged foreign body endovitreous grasper, reverse-action, <b>titanium</b> handle   |
| J3867               |  | Pinza per corpi estranei, <b>18G</b> , branche da 5 mm, superficie interna trattata per presa sicura, azione diretta, manico in <b>titanio</b>                                    | <b>18G</b> foreign body forceps with 5 mm tips, tungsten carbide coated tips for secure gripping, direct-action <b>titanium</b> handle                                     |
| J3868               |  | Micropinza magnete, stelo conico <b>14-18G</b> , per corpi estranei metallici, azione diretta, manico in <b>titanio</b>   | <b>14-18G</b> magnet microforceps for foreign body, tapered shaft, direct-action, <b>titanium</b> handle   |
| Grange<br>J3875     |  | Micropinza per biopsia nei tumori bulbari, <b>20G</b> , manico in <b>titanio</b>  | <b>20G</b> biopsy microforceps for tumours, <b>titanium</b> handle   |

# LENTI MONOUSO/DISPOSABLE LENSES

8 PER BOX STERILE



STERILE EO



## JD4811

### LENTE PIATTA

La lente permette una visione del polo centrale potere posteriore e del vitreo in occhi fachici o pseudofachici. Ideale per fotografia. FOV 36°, ingrandimento 1,02x

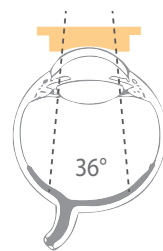
#### FLAT LENS

The lens allows the view of the central posterior pole and vitreous in phakic and pseudophakic eyes.

FOV 36°, 1,02X MAgnification



FLAT LENS



## JD4805

### LENTE MAGNIFYING PER POLO POSTERIORE CONVESSA

Per esaminare in modo dettagliato le membrane retiniche durante la loro manipolazione, in occhi fachici e pseudofachici.

FOV 30°, ingrandimento 1,49x

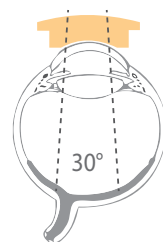
#### MAGNIFYING LENS

For detailed examination and minute surgical manipulation of retinal membranes in phakic and pseudophakic eyes.

FOV 30°, 1,49x magnification



MAGNIFYING LENS



## JD4803

### LENTE CON AMPIO CAMPO VISIVO

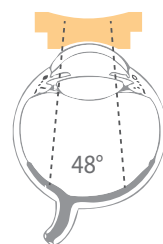
La superficie concava facilita la visione del polo centrale posteriore e del vitreo in occhi fachici o pseudofachici, permettendo un campo di visione di 48°

#### WIDE FIELD

Concave anterior surface facilitates a 48° field of view of the central posterior pole and central vitreus in phakic and pseudophakic eyes



WIDE FIELD



## JD4807

### LENTE PRISMATICA - 30°

Permette una visualizzazione del perimetro posteriore del fondo e del vitreo oltre la linea equatoriale con minima distorsione in occhi fachici, afachici e pseudofachici.

FOV 33°, ingrandimento 1.02x

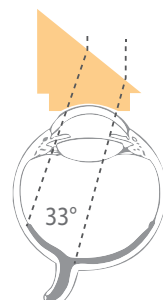
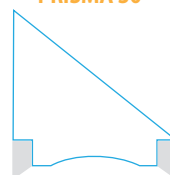
#### PRISMA LENS - 30°

Provides visualization of the posterior peripheral fundus and vitreous beyond the equator with minimal distortion in phakic and pseudophakic eyes.

FOV 33°, 1,02x magnification



PRISMA 30°



## JD4802

### LENTE BICONCAVA

Facilita la visione del fondo con l'uso di aria nella cavità vitreale, in occhi fachici e pseudofachici.

FOV 25°, ingrandimento 0.80x

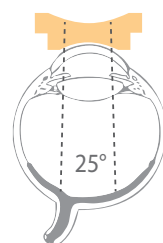
#### BICONCAVE LENS

It facilitates the view of the fundus in an air-filled vitreous cavity in phakic and pseudophakic eyes.















FOV 25°, 0,80x magnification



BICONCAVE



# VITRECTOMY LENSES REUSABLE

J4805			<p><b>lente piatta</b> La lente permette una visione del polo centrale posteriore e del vitreo in occhi fachici o pseudofachici. Ideale per fotografia. FOV 36°, ingrandimento 1,02x</p>	<p><b>flat lens</b> The lens allows the view of the central posterior pole and vitreous in phakic and pseudophakic eyes. FOV 36°, 1,02x magnification</p>		
J4806			<p><b>lente prismatica - 20°</b> Permette una visualizzazione del perimetro posteriore del fondo e del vitreo oltre la linea equatoriale con minima distorsione in occhi fachici, afachici e pseudofachici</p>	<p><b>prismatic lens - 20°</b> Provides visualization of the posterior peripheral fundus and vitreous beyond the equator with minimal distortion in phakic and pseudophakic eyes</p>		
J4807			<p><b>lente prismatica - 30°</b> Permette una visualizzazione del perimetro posteriore del fondo e del vitreo oltre la linea equatoriale con minima distorsione in occhi fachici, afachici e pseudofachici</p>	<p><b>prismatic lens - 30°</b> Provides visualization of the posterior peripheral fundus and vitreous beyond the equator with minimal distortion in phakic and pseudophakic eyes</p>		
J4808			<p><b>lente prismatica - 50°</b> in quarzo, - 60D</p>	<p><b>prismatic lens - 50°</b> quartz, - 60D</p>		
J4802			<p><b>lente biconcava</b> Facilita la visione del fondo con l'uso di aria nella cavità vitreale, in occhi fachici e pseudofachici. FOV 25°, ingrandimento 0,80</p>	<p><b>biconcave lens</b> It facilitates the view of the fundus in an air-filled vitreous cavity in phakic and pseudophakic eyes. FOV 25°, 0,80x magnification</p>		
J4805.5			<p><b>WideView HRI - 116D</b> Permette un campo di visione di 48° per la visualizzazione del polo centrale posteriore e del vitreo centrale in occhi fachici e pseudofachici</p>	<p><b>HRI (High Refractive Index) WideView lens -116D</b> Facilitates a 48° field of view when visualizing the central posterior pole and central vitreous in phakic and pseudophakic eyes</p>		

# RINGS

J4801.1			<p>Ring in silicone, <b>riutilizzabile</b> <b>acquistabile in lotti da 10 unità</b></p>	<p>Silicone ring, <b>reusable</b> <b>to be purchased in lots of 10 items</b></p>			
JD4801.1/10			<p>Ring in silicone, <b>monouso</b> <b>Conf. da 10 pz. sterili</b></p>	<p>Silicone ring, <b>disposable</b> <b>10 sterile pieces/box</b></p>			
J2092			<p>Anello inox per lenti da vitrectomia, a due braccia</p>	<p>Stainless steel ring for lens, with two arms</p>			
J3249			<p>Pinza per lenti da vitrectomia</p>	<p>Lens holder</p>			

# RETRATTORI FLESSIBILI/FLEXIBLE IRIS RETRACTORS


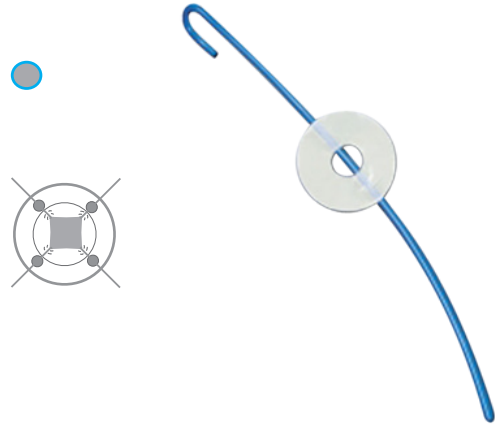
5 PER BOX STERILE

JD4900

Retrattori flessibili, 1 confezione da 5 pezzi, monouso  
Flexible iris retractors, 1 pack of 5 hooks, disposable



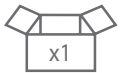
STERILE EO



J2294.58

Marcatore corneale per marcare i 4 punti di inserzione dei retractor iridei. Permette un posizionamento predefinito in grado di dilatare l'iride con forma trapezoidale, con ampio spazio di manovra in zona distale

Corneal marker to mark on the cornea 4 insertion points of IRIS retractors. It allows a default positioning able to dilate the iris with trapezoidal shape, with ample room for maneuver in the distal area

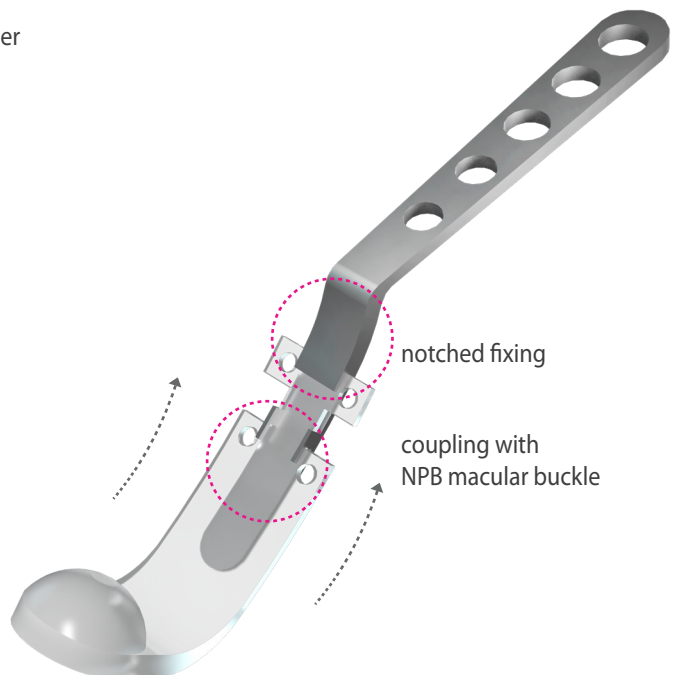
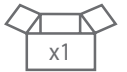


# MACULAR BUCKLE INSERTER

J2077

Inseritore di macular buckle NPB (AJL)

NPB (AJL) Macular buckle inserter



Macular buckle NPB (AJL)  
Designed by Barbara Parolini M.D.

## 26G/25G/23G PICK AND SPATULAS



# 23G

J2430.23A



Pick per membrane **23G**, angolato 90°, lunghezza 0.4 mm, smusso, mod. Weiss

**23G** membranes pick, 90° angled, 0.4 mm long, blunt, design: Weiss

Zenoni  
J2437.23A



Pick per membrane fibrovascolari epiretinali **23G** apice acuto, per trocar, angolato 160°

**23G** membrane pick, pointed tip, for trocar, 160° angled

J2423.23A



Spatola smussa per peeling e stripping membrane epiretinali **23G**, per trocar

**23G** blunt spatula for peeling and stripping retinal membranes, for trocar

J2428.23A



Spatola per peeling membrane epiretinali **23G**, angolata 160°, bordi taglienti

**23G** spatula for peeling epiretinal membranes, angled 160°, sharp edges

# 25G

M.Romano  
J2424.25A



**pick rake-scraper 25G** per separare le membrane dalla superficie retinica. Le tre punte smusse, consentono, attraverso un "massaggio retinico", di individuare il giusto piano di clivaggio tra la membrana proliferativa e la retina

**25G blunt retinal rake-scraper** is designed to smoothly separate the tractional membranes from the retinal surface. The three blunt tips allow the surgeon to find, throughout a "retinal massage", the right cleavage plane between the retina and the proliferative membrane

J2423.25A



Spatola smussa per peeling e stripping membrane epiretinali **25G**, per trocar

**25G** blunt spatula for peeling and stripping retinal membranes, for trocar

## 26G/25G/23G PICK AND SPATULAS



# 26G


Zenoni  
J2437.25A



Pick per membrane fibrovascolari epiretinali **26G**, apice acuto, per trocar, angolato 160°

**26G** membrane pick, pointed tip, for trocar, 160° angled

## RETINAL SPATULA FOR ANTERIOR SEGMENT



J2408A



Spatola da vitreo con dischetto distale

Vitreous spatula with small disc-shaped tip

J2409.1A



dischetto distale **destro**

half-disc shaped tip on **right side**

J2409.2A





dischetto distale **sinistro**


half-disc shaped tip on **left side**


## 20G PICK AND SPATULAS




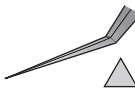
**J2430.1A**  Pick per membrane, **20G**, angolato 90°, lunghezza 0.20 mm, smusso, mod. Weiss **20G** membrane pick, 90° angled, 0.20 mm long, blunt, design: Weiss

**J2430.2A**  Pick per membrane, **20G**, angolato 90°, lunghezza 0.40 mm, smusso, mod. Weiss **20G** membrane pick, 90° angled, 0.40 mm long, blunt, design: Weiss


**J2430.11A**  Pick per membrane, **20G**, angolato 120°, lunghezza 0.20 mm, smusso, mod. Weiss **20G** membrane pick, 120° angled, 0.20 mm long, blunt, design: Weiss


**J2430.12A**  Pick per membrane, **20G**, angolato 120°, lunghezza 0.40 mm, smusso, mod. Weiss **20G** membrane pick, 120° angled, 0.40 mm long, blunt, design: Weiss


**DeMolfetta-Zenoni J2437.1A**  Pick per membrane fibrovascolari epiretinarie, **20G**, angolato, apice acuto, bordi smussi **20G** membrane pick, angled, sharp tip


**J2437.7A**  Pick per incisione retinica, **20G**, sezione triangolare  $\Delta$ , angolato 135°, apice 0.25 mm, braccio da 5 mm **20G** pick for retinal incisions, triangular-shaped section  $\Delta$ , angled 135°, 0.25 tip size, 5 mm angle to tip




**J2423A**  Spatola smussa per peeling e stripping membrane epiretinarie, **20G** **20G** blunt spatula for peeling and stripping retinal membranes

**J2424A**  Spatola a rastrello per pulizia residui, **20G**, denti smussi **20G** membrane rake, blunt teeth

**J2426A**  Spatola per manipolazione e massaggio della retina, **20G**, punta da 2.5 mm, bottonuta **20G** spatula knob for retinal massage and manipulation, 2.5 mm long, blunt, bulbous tip

**J2428A**  Spatola per peeling e manipolazione membrane epiretinarie, **20G**, corta, punta smussa **20G** spatula for peeling and manipulation of membranes, short, blunt tip

**J2429A**  Pick manipolazione membrane epiretinarie, **20G**, punta smussa da 0.3 mm **20G** membrane manipulator pick, 0.3 mm, blunt tip

## BACKFLUSH HANDLES AND NEEDLES



J3780

Backflush per aspirazione passiva,  
in **titanio blu**

**blue titanium** handle



J3780.1

Backflush per aspirazione passiva,  
in **titanio viola**  
(per migliore riconoscibilità con punte diverse)

**violet titanium** handle



J3770

Backflush per aspirazione attiva,  
in **titanio**

Active aspirating backflush,  
**titanium** handle



J3774

Serbatoio di ricambio per J3770  
**Disponibile solo in lotti da 6 pz.**

Silicone reservoir, for J3770  
**Available only in lots of 6 pcs.**



## SERBATOIO/RESERVOIR



STERILE EO



JD3784

10 PER BOX STERILE



Serbatoio backflush passivo

Silicone spare reservoir for backflush

# BACKFLUSH HANDLES AND NEEDLES

5 PER BOX STERILE



STERILE EO



JD95641



Backflush attivo/passivo, manico **23G**,  
cannula a punta morbida

Active/passive backflush handle with **23G**,  
soft tip cannula



JD95615



Backflush attivo/passivo, manico **25G**,  
cannula a punta morbida

Active/passive backflush handle with **25G**,  
soft tip cannula



JD95590A

Backflush attivo/passivo

Active/passive backflush handle.  
Allows conversion from active to passive aspiration





# BACKFLUSH CANNULE/NEEDLES

10 PER BOX STERILE



STERILE EO



5 Years Shelf Life

## BLUNT TIP



JD95589		23G x 32 mm	23G x 32 mm
JD95588		25G x 32 mm	25G x 32 mm
JD95597		27G x 32 mm	27G x 32 mm

## SOFT TIP



JD95568		cannula 20G x 32 mm, SOFT TIP lunghezza silicone 1 mm	cannula 20G x 32 mm, silicon length 1 mm, SOFT TIP
JD95569		23G, lunghezza silicone 2 mm	23G x 32 mm, silicon length 2 mm, SOFT TIP
JD95567		25G, lunghezza silicone 1 mm	25G x 32 mm, silicon length 1 mm, SOFT TIP

## BRUSH TIP



JD95586		cannula 20G x 32 mm, per BRUSH SILICONE, lunghezza silicone 1.25	20G x 32 mm, BRUSH SILICONE cannula, silicon length 1.25 mm
JD95560		23G x 32 mm, lunghezza silicone 0.7 mm	23G x 32 mm, silicon length 0.7 mm
JD95550		25G x 32 mm, lunghezza silicone 0.7 mm	25G x 32 mm, silicon length 0.7 mm

## PFCL DUAL BORE



JD95500		cannula coassiale (Dual Bore) PFCL, 23G/30G	Perfluorocarbon PFCL, coaxial (Dual Bore) cannula, 23G/30G
JD95500A		cannula coassiale (Dual Bore) PFCL, 25G/30G	Perfluorocarbon PFCL, coaxial (Dual Bore) cannula, 25G/30G

# CANNULAS FOR INFUSION/ASPIRATING LIQUIDS



B.Parolini  
J2671.3



Cannula per rimozione olio di silicone,  
**23G**, thin wall, lunghezza 18 mm,  
**2 fori ovali** 1x0.4 mm, chiusa in punta

**23G** silicone oil removal cannula.  
Thin wall, length 18 mm,  
**dual oval hole** 1 x 0.4 mm, front closed tip

J2671.4



Cannula per rimozione olio di silicone,  
**23G**, thin wall, lunghezza 18 mm,  
**foro ovale** 2 x 0.4 mm, chiusa in punta

**23G** silicone oil removal cannula.  
Thin wall, length 18 mm, **oval hole** 2 x 0.4 mm,  
front closed tip

J2671



Cannula per olio di silicone,  
retta, **20G**, braccio da 4 cm

**20G** silicone oil cannula,  
straight, 4 cm long



J2672



Cannula per **PFCL**,  
retta, smussa, **25G** x 23 mm

**25G** PFCL cannula,  
straight, blunt, 23 mm long



J3782



Cannula per BACKFLUSH **20G**,  
**non protetta**, sterilizzabile

**20G** BACKFLUSH needle,  
**blunt tip**, reusable



J3782.23



**23G**

**23G**

J3782.25



**25G**

**25G**

# INFUSION CANNULAS



Magni  
J2674



Cannula "**sallustio**" **20G**,  
braccio 40 mm, 4 fori laterali distali, atraumatica

**20G** "**sallustio**" cannula,  
40 mm needle, 4 lateral distal ports, atraumatic

J2674.2



**23G**

**23G**


J2674.1




**25G**

**25G**

# SCLERAL DEPRESSOR



J4488.3

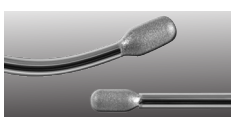


Doppio depressore sclerale, **apici sabbatiati**, retto-curvo, per indentazione superiore e inferiore

Double-ended scleral depressor, with **sandblasted tips** (straight-curved) for upper and lower indentation



J4488.4



Doppio depressore sclerale, **apici sabbatiati**, retto-curvo, per indentazione superiore e inferiore, **pediatrico**

Double-ended scleral depressor, with **sandblasted tips** (straight-curved) for upper and lower indentation, **pediatric**



J4488.6



Doppio depressore sclerale, **apici cilindrici retti**, satinatura delicata

Double-ended scleral depressor, **cylindrical straight tips**, lightly sandblasted tips



Rizzo  
J4488.9




Doppio depressore sclerale per posizionamento trocar correttamente e indentatore sclerale

Double-ended scleral depressor, to fix the trocars properly and scleral indenter

# SCLERAL DEPRESSOR



Schirru  
J4488.0



Doppio depressore sclerale, **apici sabbiati** (sferico e piatto) per indentazione delicata e robusta

Double-ended scleral depressor (spherical and flat) **sandblasted tips**, for delicate and strong indentation

J4488



Depressore sclerale, con **terminale sferico**

Scleral depressor, **spherical tip**

J4488.12



Depressore sclerale, disco piatto **pediatrico**

Scleral depressor, flat disc, **pediatric**

J4488.1



Depressore sclerale, con **impugnatura a ditale**

Scleral depressor, **grip thimble**

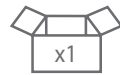
J4488.10



Doppio depressore sclerale, con clip, **terminali cilindrici**, diagnostico

Double-ended scleral depressor, clip holder, **cylindrical terminals**, diagnostic

## IVT GUIDE AND SIZER



**Quadri**  
J2294.75

Doppio anello per iniezioni intravitreali IVT, con guide per aghi da **30G** poste a 3.5 e 4.0 mm dal limbus

IVT Double ring for intravitreal injections, with guides to **30G** needles placed at 3.5 and 4.0 mm from the limbus



**Crozafon®**  
J2836.1

Marcatore IVT 3.5 - 4.0 mm per l'iniezione intravitreale, lunghezza totale 110 mm

IVT incision marker 3.5 - 4.0 mm for intravitreal injection, overall length 110 mm



STERILE EO



5 Years Shelf Life



JD2836/10

Marcatore IVT 3.5 - 4.0 mm  
**Conf. da 10 pz. sterili, monouso**

IVT marker 3.5 - 4.0 mm  
**10 sterile pieces/box, disposable**

## RETINAL ADDITIONAL TOOLS



J3252




Pinza per inserire e rimuovere tappi sclerali, azione incrociata

Forceps for insertion and removal of plugs, cross-action



J3724



Pinza per inserire/rimuovere cannula trocar **23G**

23G loading/removal forceps for trocar



# JCP0001 IVT INJECTIONS SET

CONFIGURAZIONE PERSONALIZZABILE SU RICHIESTA / CUSTOMIZED CONFIGURATION ON REQUEST

5 PER BOX STERILE




STERILE EO



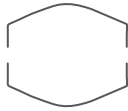
## set composto da: includes:

- . Blefarostato reversibile, valve piene. in polimero medicale / Reverse speculum, solid blade. Medical polymer. Latex-free
- . 5 bastoncini assorbenti a sigaretta / 5 cellulose absorbent sticks
- . 5 compresse di garze TNT 10x10 cm - 4 strati / 5 TNT gauze 10x10 cm - 4 layers
- . Pinza corneale, 1x2 denti retti da 0.20 mm, con piani prendifilo, mod. Bonn / Corneal Bonn forceps, 1x2 straight teeth, 0.20 mm, with tying platform
- . Marcatore 3,5-4 mm / Marker 3,5-4 mms
- . Ago ipodermico 30 G x 13 mm / Hypodermic needle, 30 G x 13 mm
- . Siringa 2,5 ml LL / Syringe 2,5 ml LL
- . Ciotola graduata 500 cc / Graduated bowl, 500 cc
- . Spugna con manico / Handle sponge
- . Telo paziente SMS 100x120 cm, film inciso e tasca laterale / SMS ophthalmic drape, 100x120 cm with incision film and side pocket
- . Telo standard 150x150 cm / Standard drape, 150x150 cm






A.G. Russo  
J2031.24



Blefarostato regolabile, valve aperte da 14 mm, con alloggiamenti per il posizionamento di cannelli/vie per **infusione e fibre ottiche**

Adjustable speculum, 14 mm open blades, with supports for **illumination and tubing infusion**. Designed by A.G. Russo

wider ergonomic  
blades REVERSE




P.Vinciguerra  
J2031.21



Blefarostato regolabile reverse a **valve piene da 14 mm** in titanio, Linea VIP

Adjustable speculum, reverse, **14 mm solid blades**, titanium, VIP line

REVERSE



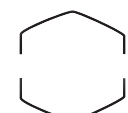
P.Vinciguerra  
J2031.11



Blefarostato reverse a **valve chiuse da 15 mm** in titanio


Reverse speculum with **15 mm closed blades**, titanium

Lieberman  
J2031



Blefarostato regolabile, leggero, **valve da 15 mm**, a forma di V

Adjustable speculum, **15 mm long**, V-shaped blade



# RETINAL DETACHMENT INSTRUMENTS



Castroviejo  
J2026



Blefarostato regolabile per distacco retina,  
**valve da 13 mm**

Adjustable speculum for retinal detachment,  
**13 mm long blade**

J2026.1



Blefarostato regolabile per distacco retina,  
**valve da 16 mm**


Adjustable speculum for retinal detachment,  
**16 mm long blades**



Castroviejo  
J2027

Blefarostato regolabile per distacco retina,  
**valve piene da 13 mm**

Adjustable, solid blade speculum, for retinal  
detachment, **13 mm long blades**



Westcott  
J1542



Forbice **congiuntivale**,  
curva, smussa, lame da 10 mm

**Conjunctival** scissors,  
curved, 10 mm long blades, blunt tips



Campos  
J3238



Pinza **congiuntivale e da fissazione**,  
con 1x2 denti obliqui da 0.80 mm, con ppf

**Conjunctival and fixation** forceps,  
1x2 oblique, 0.80 mm teeth, with tying platform



Moorfield  
J3200

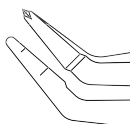


Pinza **retta**, delicata,  
zigrinata, apici acuti

Forceps, **straight**, delicate,  
serrated jaws, pointed tips



J3248



Pinza per **muscolo e fissazione**,  
robusta, 1x2 denti, con ppf

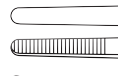
**Muscle and fixation** forceps, strong,  
1x2 teeth, with tapered tying platforms



# RETINAL DETACHMENT INSTRUMENTS



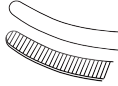
J3360



Pinza **anatomica**, robusta, **retta**, presa zigrinata da 1.20 mm

**Dressing** forceps, strong, **straight**, 1.20 mm, serrated jaws

J3362

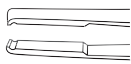


**curva**

**curved**




J3264.7



Pinza **congiuntivale**, **retta**, presa Hoskin, con ppf

Conjunctival forceps, **straight**, Hoskin tips, with tying platform



P.Vinciguerra  
J4199E



Port'aghi, lunghezza 125 mm, curvo, con sistema "Twister" (anti-incarcerazione della sutura), in **titanio**. Nuova impugnatura con tipologia di chiusura "a pinza" che riduce la corsa nel movimento di chiusura, rispetto al classico sistema a molla

SnagFree Twister needle holder, delicate tips, overall length: 125mm, **titanium**. New handle with "cross-action forceps style" mechanism which reduces the stroke of the closing action compared to the traditional spring system

**Consigliato per suture da 8-0 a 10-0**

**Recommended for 8-0 to 10-0 sutures**



J4198




Port'aghi Twister, curvo, da 128 mm, anti-incarcerazione della sutura, in **titanio**

SnagFree Twister needle holder, curved, overall length: 128 mm, **titanium**

**Consigliato per suture da 7-0 a 9-0**

**Recommended for 7-0 to 9-0 sutures**



Castroviejo  
J4060



Port'aghi in acciaio, robusto, retto, **senza arresto**, da 145 mm

Stainless steel needle holder, straight, **without lock**, overall length: 145 mm

J4061



curvo, **senza arresto**, da 145 mm  
**Consigliati per suture da 4-0 a 7-0**

curved, **without lock**, overall length: 145 mm  
**Recommended for 4-0 to 7-0 sutures**

J4064



Port'aghi robusto, retto, **con arresto**, da 145 mm

Needle holder, strong, straight, **with lock**, overall length: 145 mm

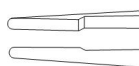
J4065



curvo, **con arresto**, da 145 mm

curved, **with lock**, overall length: 145 mm

# RETINAL DETACHMENT INSTRUMENTS



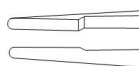
J3270

Pinza serrafili e per punti, retta, con piani da 7 mm

**Consigliata per suture da 6-0 a 8-0**

Tying and stitch forceps, straight, with 7 mm tying platforms

**Recommended for 6-0 to 8-0 sutures**



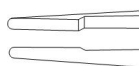
J3272.1E  
titanium version EVOLine

Pinza serrafili per sutura corneale, retta, con piani delicati da 6 mm

**Consigliata per suture da 8-0 a 11-0**

Tying forceps, straight, with 6 mm tying platforms, very delicate

**Recommended for 8-0 to 11-0 sutures**




J3272.1

Pinza serrafili per sutura corneale, retta, con piani delicati da 6 mm

**Consigliata per suture da 8-0 a 11-0**

Tying forceps, straight, with 6 mm tying platforms, very delicate

**Recommended for 8-0 to 11-0 sutures**



J3276.1E  
titanium version EVOLine

Pinza serrafili, angolata, con piani da 11 mm  
**Consigliata per l'impianto di lenti rigide**

Tying forceps, angled, with 11 mm tying platform

**Recommended for implantation of rigid lenses**



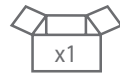
J3276.1

Pinza serrafili, angolata, con piani da 11 mm  
**Consigliata per l'impianto di lenti rigide**

Tying forceps, angled, with 11 mm tying platform

**Recommended for implantation of rigid lenses**

# RETINAL DETACHMENT INSTRUMENTS



**Pannarale**  
J2070.1

Divaricatore a nastro, **8 mm**

Retractor, wide, **8 mm**

J2070.2

**10 mm**

**10 mm**

J2070.3

**12 mm**

**12 mm**



**Bangerter**  
J2071



Spatola a nastro, **6 mm**

Spatula, wide and flat, **6 mm**

J2072



**10 mm**

**10 mm**

J2073



**12 mm**

**12 mm**



**Bonn**  
J2074

Spatola retrattore, angolata, da **16 mm**

Retractor spatula, angled, **16 mm** long



**Schirru**  
J2075

Spatola a nastro per distacco, angolata 120°,  
bordo arrotondato, manico piatto

Retractor for retinal detachment,  
120° angled



J7011

Placca malleabile, orbitale, **178 x 16 mm**,  
spessore 0.90 mm

Orbital plate, malleable, **178 x 16 mm**,  
thickness 0.90 mm



J7012

Placca malleabile, orbitale, **200 x 12 mm**,  
spessore 0.90 mm

Orbital plate, malleable, **200 x 12 mm**,  
thickness 0.90 mm



J7015.1

Placca malleabile, orbitale,  
**215 x 13 mm (X1) - 11 mm (X2)**,  
spessore 0.50 mm, molto flessibile

Orbital plate, malleable,  
**215 x 13 mm (X1) - 11 mm (X2)**,  
thickness 0.50 mm, very flexible

J7015.2

**215 x 17 mm (X1) - 16 mm (X2)**

**215 x 17 mm (X1) - 16 mm (X2)**

J7015.3


**215 x 21 mm (X1) - 19 mm (X2)**

**215 x 21 mm (X1) - 19 mm (X2)**

# RETINAL DETACHMENT INSTRUMENTS



J2158



Uncino per retto superiore, curvo, con **foro in punta**

Superior muscle hook, curved, **with hole on distal point**

Arruga  
J2540



Valva per distacco retinico

Retractor for retinal detachment

Schepens  
J2542



Retrattore orbitale

Orbital retractor

Pannarale  
J3254



Pinza corneo-scerale, **angolata**, con 1x2 denti obliqui da 0.40 mm, con ppf

Corneoscleral forceps, **angled**, 1x2 oblique 0.40 mm teeth, with tying platform



Pannarale  
J3228

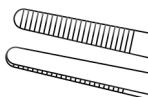


Pinza corneale, **retta**, con 1x2 denti obliqui da 0.25 mm, con ppf

Corneal forceps, **straight**, 1x2 oblique, 0.25 mm teeth, with tying platform



Watze  
J3250

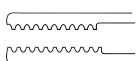


Pinza per dilatazione sleeve in silicone

Silicone sleeve spreading forceps



Castroviejo  
J3020.3



Pinza anatomica, **retta**, presa zigrinata e robusta, da 0.70 mm

Dressing forceps, **straight**, 0.70 mm, strong and serrated jaws





**Barraquer  
J2049.2**



Blefarostato per **prematuro**,  
con alette e valve da 5 mm




**J2049.3**



Blefarostato per **neonati**,  
con alette e valve da 8 mm

**Premature infant** size wire speculum,  
with flanges, 5 mm long blade


**Infant** size wire speculum,  
with flanges, 8 mm long blade



**Piozzi  
J2039**



Blefarostato regolabile per **bambini**,  
valve da 11 mm



**J2039.1**



Blefarostato regolabile per **neonati**,  
valve da 7 mm

Adjustable **child** size wire speculum,  
11 mm long blade

Adjustable **infant** size wire speculum,  
7 mm long blade



**Castroviejo  
J2025**



Blefarostato regolabile per **bambini**,  
per distacco retina, valve da 10 mm

Adjustable, **child** size speculum,  
for retinal detachment, 10 mm long blades



**J3249**

Pinza per lenti **pediatriche** da vitrectomia



**Pediatric** lens holder

\* Solo per il mercato domestico

\* Only for domestic market

# STERILIZATION TRAY AND ACCESSORIES



J4721



Scatola in PSU, con tappeto in silicone e coperchio con clips in metallo a **2 piani** per 20 strumenti, dimensioni esterne: 28.3 x 17.5 x 4.5 cm

PSU sterilisation tray, with silicone mat and metal clips, **two-tiered**, fits 20 instruments, outer dimensions: 28.3 x 17.5 x 4.5 cm

J4711



Scatola in PSU, con tappeto in silicone e coperchio con **clip in metallo** per 10 strumenti, dimensioni esterne: 28.3 x 17.5 x 2.5 cm

PSU sterilisation tray, with silicone mat and **metal clip**, fits 10 instruments, outer dimensions: 28.3 x 17.5 x 2.5 cm

J4702



Scatola in PSU, con tappeto in silicone, dimensioni esterne: 18.1 x 4.9 x 1.8 cm

**Consigliata per 2 pinze vitreali**

PSU sterilisation tray, with silicone mat, outer dimensions: 18.1 x 4.9 x 1.8 cm

**Recommended for 2 retinal instruments**

J4705  
30



Scatola in PSU, polisulfone, dimensioni esterne: 18.1x4.9x1.8 cm con fermo

**Consigliata per 2 pinze vitreali**

PSU sterilisation tray, outer dimensions: 18.1x4.9x1.8 cm

**Recommended for 2 retinal instruments**


# STERILIZATION TRAY AND ACCESSORIES



J4708

Scatola in PSU **con fermo** per 6 strumenti,  
20.3 x 11.4 x 1.5 cm (misure interne)


PSU tray **with stop**, for 6 instruments,  
20.3 x 11.4 x 1.5 cm (internal dimensions)



J4710

Scatola in PSU, con tappeto in silicone,  
per 5-7 strumenti,  
dimensioni esterne: 19.9 x 11 x 2.5 cm

PSU sterilisation tray, with silicone mat,  
fits 5-7 instruments,  
outer dimensions: 19.9 x 11 x 2.5 cm



J4496.1

Bastoncini Viscotex, 5 x 66 mm,  
**confezione da 400 unità sterili  
in 20 buste da 20 pezzi**

Viscotex sponges, 5 x 66 mm,  
**box of 400 sterile items,  
20 packs of 20 sponges**



STERILE EO



J4428

Protettore oculare post intervento  
universale, trasparente,  
**acquistabile in lotti da 100 unità sterili**

Eye shield, universal, transparent,  
**to be purchased in lots of 100 sterile items**





STERILE EO





## OTHER BROCHURES...



Organismo accreditato da ACCREDIA  
Body accredited by ACCREDIA

**JANACH**<sup>®</sup>  
WHERE VISION MEETS PRECISION

Via Negretti, 3 - 22100 Como - Italy  
Tel. +39 031574088 - [international@janach.it](mailto:international@janach.it) - [janach.it](http://janach.it)

© Copyright: E.Janach  
BRO.118.10.25.IT/EN - EDI.3